



Part Number: **SMX-MDT**

For Use With: SSModule ( All variations )

Applications: 93-97 Cadillac SeVille, 93-01 El Dorado, 94-99 DeVille & AWD GM MiniVans

# SS MOD Tool

## SMX-MDT Tool Instructions for ALL SSModule Kits


This tool and it's corresponding kits are to be installed by or under the supervision of professionals. Proper safety equipment and safe working habits are essential.

Instructions for all models: Lubricate bore and threads with anti-seize. Press new **SSModule** with **SSMod-Tool** squarely into knuckle.


*For SSModule #SMX-SM750 Cadillac Upper Bushings:*

*Use 12mm bolt supplied with **SSMod Tool** as shown:*

*SMX-SM750 (UPPER) include 1993-1997 Cadillac SeVille, 1993-2001 El Dorado, 1994-1999 DeVille*



**REMOVE**



**INSTALL**


For lower bushing kits; SMX-SM760 / SMX-SM770 & upper bushing kit SMX-SM850:

*Use 14mm bolt supplied with **SSMod Tool** as shown:*


*SMX-SM760 (LOWER) applications include: 93-97 Cadillac SeVille, 93-01 El Dorado, 94-96 DeVille*

*SMX-SM770 (LOWER) applications include: 97-99 Cadillac DeVille*

*SMX-SM850 (UPPER) applications include: 02-06 Buick Rendevous, 05-06 Buick Terraza and AWD models: 01-04 Chevrolet Venture, 05-06 Chevrolet Uplander, 01-04 Oldsmobile Silhouette, 01-04 Pontiac Montana, 01-05 Pontiac Aztek, 05-06 Pontiac Montana SV6 , 2005-2006 Saturn Relay*



**REMOVE**



**INSTALL**

Thank you for choosing Suspension**MAXX**. Enjoy your Performance Components!  
For Advaned Leveling Systems & more visit [www.SuspensionMAXX.com](http://www.SuspensionMAXX.com)

Proudly made in the **USA** **QUESTIONS? CALL 1-888-MAXX-CAM**

